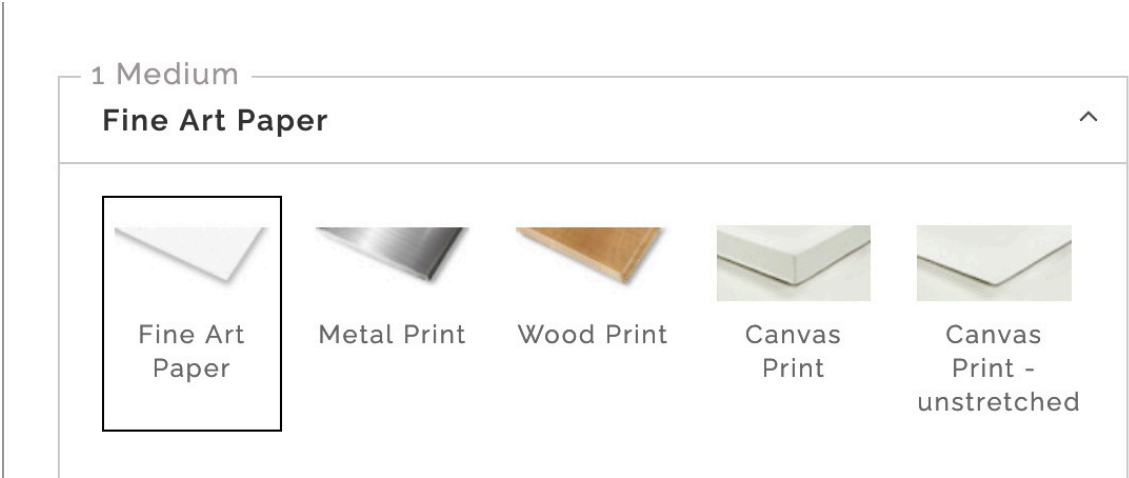


STEP BY STEP GUIDE

1. MEDIUM

First, select your choice of medium by clicking on one of the options. The selection which has the checkmark is the active one. Choose from archival fine art paper, prints on canvas, or wood or metal prints directly on aluminum for a modern look! If you want to learn more about each of the mediums: simply hover over the selection and click on the question mark that appears.



2. SIZE

Once you select your preferred medium, click on the size tab. For each image, there will be several sizes to choose from. The selection that has a black border around it is the active one.

Note: If you are interested in a larger size print than the sizes shown here, please drop me a line. In most cases we can make that work!

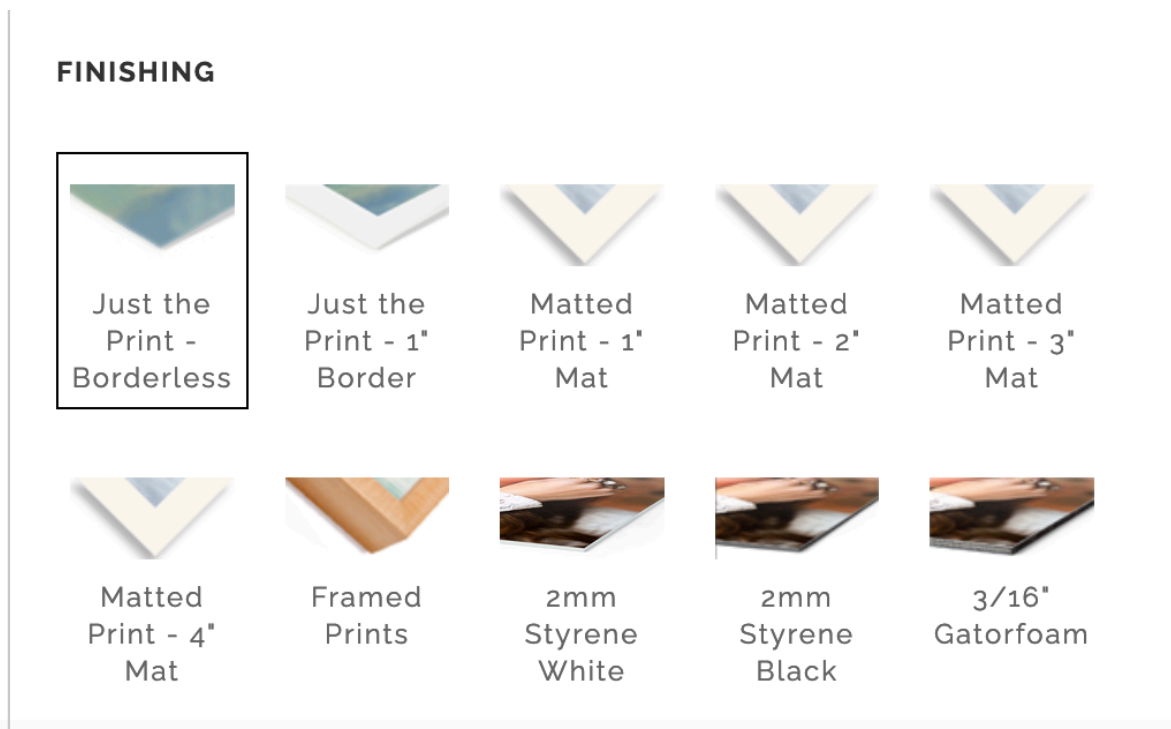


3. STYLE

Once you chose your medium and size ,click on the Style tab. Depending on the type of medium selected you will have a few options to choose from. If you are not sure, click on the options to preview.

The graphic below shows your options if you selected a fine art paper print. You will be able to select to just have the print, with or without border, have it in a 1", 2", 3" or 4" mat, or have your art framed.


EXAMPLE: Paper print




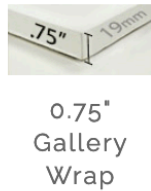
EXAMPLE: Canvas print

The graphic below shows you your canvas options: stretched on 0.75", 1.5" or 2.5" Gallery wrap, framed. If you choose the rolled canvas option you will need to frame it on your own! If you selected a framed paper or canvas print you will be then be presented with a forth choice-: a FRAME Tab

CANVAS OPTIONS



FINISHING



4. FRAME

The final step is selecting your frame- if you chose to have us professionally frame your print. The left side graphic shows selections for fine art paper prints- there are a total of 7 styles of frames to choose from, and each one is offered with or without a mat. I recommend clicking on each option to preview how your art print will look with that frame. The right graphic shows your choices for a framed canvas.: there are 4 colors to choose from. I highly recommend that you click on each one to preview how the painting will look in each one.



CF5 Black Wood



CFL9 White Wood



CFL10 Maple Wood



CF10 Walnut Wood

Box Black Wood



WHAT IS IN **YOUR ORDER**

the ORDER field (see graphic below) will continuously update to let you know what you are selecting. Please double check it to make sure it reflects your choices.

Your order:

1	ADD TO CART	INSTANT CHECKOUT
1 Medium	Fine Art Paper	
2 Size	12 x 11	
3 Styles	Framed Prints	
4 Frame	Box Walnut Wood	