

Eva's "Drawn to Nature" News

Eva Stanley AFC Eva's Drawn to Nature Studio Branson, Missouri/ Loveland, Colorado (970) 590-5465
E-mail: DrawnToNature@gmail.com • Website: www.EvasWildlifeArt.com Blog: EvasWildlifeArt.WordPress.com

Hello, and welcome to another issue from Eva's "Drawn To Nature "Studio!"



Summer Tanager



Eastern Kingbird

Another Big Move Planned and Executed!

New Stomping Grounds


In April, while researching for a local source for Plexiglas covers (needed for the pedestals on the two pieces bound for New Mexico's Art in Public Places Program), I contacted a distant acquaintance in Estes Park who manages a small exhibit design and fabrication firm. He returned my call, saying that he really couldn't help, as they had theirs fabricated in Michigan!

That call, however, changed my life (again).

I got to thinking once again about that business, and how I had thought in the past that it might be an interesting fit with my sculpting, other art, science, and photography interests, plus my administrative abilities. And since I am ever searching for more consistent work with other like-minded individuals, I got online and immediately stumbled across the website for Chase Studio, an international natural history design and fabrication company, located in extreme southwest Missouri about 45 minutes from Branson.

I was so excited by the work they were doing, I immediately began wrangling for a tour of their facilities and a possible job opening. And fate and perseverance took a hand. It took some doing, but in early May, I made the journey to Cedar creek, Missouri for a tour and an interview!

In the end (or beginning?), I was offered an 8 week trial period in a full time position, consisting of part-time administrative assistant (to Terry Chase, the director) and part-time sculptor!



Snail fossil above, emblem for "Chase Studio, OMNH".

All Newsletter Wildlife Photography © Eva Stanley

In this Issue:	Page
Big Changes	1
Missouri Findings & Doings	2
Sculpture Process, Chapter 2	3
Wood Carving & Show Update	4
MO/CO Wildlife Photography	1,2,5
Wildflowers, Mtn Goats	6,7,8

For anyone interested, here are some web links for Chase Studio:

Their website: <http://www.chasestudio.com/>

American Airlines article: <http://hub.aa.com/en/aw/terry-chase-american-museum-of-natural-history>


CBS Sunday Morning clip: <http://www.cbsnews.com/videos/bringing-museum-dioramas-to-life/>

This Section of Missouri.....

While in Missouri, I took the time for some bird photography and to become familiar with the area. It is definitely mountainous, being in the heart of the Ozarks. Narrow, 2-lane, high speed twisty roads. You don't dare think about anything but driving, or look away from the road, not even for 2 seconds.

Missouri is not a state I ever thought I would have reason to live in. In many ways, it is the mixed deciduous forests that I grew up with in Indiana, complete with poison ivy and all the accompanying summer sounds— cicadas, crickets, katydids, etc. And there are many of the same bird species, plus a few new ones. But it has also got a very southern spin—think chiggers (who I DETEST, and who LOVE me), and even scorpions.... neither of which were favorites of mine from my Texas days!

The population is a mix, similar to who you would find in Asheville, NC or Virginia mountain areas – isolated mountain folks, mixed with a highly educated “transplant” population of middle-age+, and pure tourists coming to vacation and enjoy the famous fishing of Bull Shoals and Taneycomo Lakes plus the music shows that have made Branson famous.



Red-headed Woodpecker

The trick is getting there.....

There were a few stumbling blocks to be overcome—timing on both our parts being the biggest one.

Chase Studio was deep into the middle of converting over from a private corporation to becoming a non-profit exhibit division of the future “Ozark Museum of Natural History”! (Though they will still continue to do work for outside Museums, Nature Centers, and other entities all over the world. There are currently 5 projects lining up for China!)

I was in the process of finishing up my night heron bronze sculpture for one of my Loveland collectors. And Terry Chase also requested a commission for a blue jay sculpture, which I chose to create as a wood carving because of the shipping involved.

Between the Chase schedule, my work on those two pieces, and the packing and move involved, it took until August 12th to get on the road! Moving, even in the best weather, is always challenging. But moving in late summer is a feat for me, with my high heat intolerance. And, as this is the “trial period”, I was only moving the bare minimum of belongings, leaving the rest in storage in CO. Trying to decide what was most important, and what would actually fit in the car and little trailer, and trying to stay within the 1,100 lb load limit for the trailer was a major project. Still, it was accomplished, and Quinn, the cat, and I set out for a possible new life in Missouri!


Not able to make a 2nd trip out to look for housing, I took a small rental house (sight-unseen, from Craigslist). And while smaller than I had hoped, my landlords (father/ son team) are great, and have been very helpful and accommodating. Since this is considered a “trial period” for my new job, I took the house on a month-to-month basis, to give me a place to hang my hat, and a home base to look further at the area. So far, I am not unhappy with the area I have chosen. It is about 25 minutes to work, 10 minutes to the town of Forsyth and the grocery store, and a quiet wooded neighborhood of year-round and vacation places.



Three-toed Box Turtle

At the Present.....

I have now finished my second week at “Chase Studio, a division of the Ozark Museum of Natural History”, and though fast-paced, and a little exhausting (they work four 10 1/2+ hour days a week), it is, as I had hoped, very interesting. So far, besides secretarial work of contract amendments (due to the change over to non-profit status, and its accompanying name change), plus filing that no one has wanted to do for a very long time, new labels for specimen cases, etc, etc, I have done the mold prep for 6 molds (2 scarab molds, my blue jay, and a horseshoe crab mold, and other ocean beach flotsam and jetsam); dismantled a very old and complicated sea floor exhibit (created by Terry Chase's mentor, George Marchand, where all components were delicately crafted of bees' wax (think very fragile), and wired to a bed of hardware cloth!, plaster, and wood supports); and am learning the process for making ultra-realistic plant leaves (seaside goldenrod)!



Pileated Woodpecker

Busy Weeks!

Add to that, getting “settled in”, and all that entails, plus a new commission from a Loveland collector for a red-headed woodpecker, and a possible upcoming sculpture of a greater prairie chicken for Chase, and things are definitely hopping around here!

As always, my personal studio remains open, and I will continue my own sculpture work on the side, welcoming new commissions!

In the meantime....

News From The Studio....

Photographic Journey of the Night Heron creation, Chapter 2

The Black-crowned Night Heron sculpture was completed. Molds were made, a 1st wax poured and chased, and delivered to the foundry prior to my departure day. It is now in their hands, and I will look forward to seeing how it all comes out! The first piece from new any edition is always exciting! As my collector said of this commission, "It is like waiting for the birth of a child!"

So, here is the 2nd chapter of the night heron story.....



Despite all our best efforts, my collector and I could just never find "the perfect branch" for the night heron, and so I finally combined the best of several branches we collected, to give us the look we were after: one extended foot, one foot high with toes closer together, a high back so that the bird would have one more point of attachment, and a splay over the water so the night heron could be watching for his dinner.



Introducing "The Waiting Game" - Black-crowned Night Heron!

Here is the finished sculpture in clay, ready for mold making!



Blue Jay Wood Carving

The blue jay carving that I did for Chase Studio was completed in tupelo wood. My job was to take the carving through the wood burning stage (feathers), and the studio would take care of making the mold. This was an interesting work, as so much of a blue jay is about color, and it was hard to see in reference photographs where one feather ended and the next began! The final piece will be created in either a resin or "cold cast bronze, which is basically resin to which powdered bronze has been added. (That gives the final piece more of the weight of bronze, and will take a more sculptural patina.) This piece however, is going to a nature center, where they are replacing an old taxidermy



(stuffed) mount, and will be painted realistically by some very talented staff!



America's Parks II Show continues to add new venues.....

The three pieces below ("Eyes On The Prize" - roadrunners and Collared Lizard on Prickly Pear Cactus, "Beaded Lace" - Gila Monster on Cholla Cactus skeleton, and "Desert Denizen" - Western Screech Owl in Saguaro are all still touring with the America's Parks II show, which has closed from its Colorado run at The Wildlife Experience, and will be opening at the Arizona Sonora Desert Museum in Tucson September 13 and will run through October 26, 2014. The touring show is now being pushed out through 2015, and some new stops are still being added to the tour. The next one currently set will be the St. George Art Museum near Zion National Park in Utah, December 15th, 2015



Photography by Mel Schockner



Travel

Ok, enough about "work!" (Though my photography IS a delicious part of my work!) Before I left Colorado, my birding buddy and I managed to squeeze in an absolutely glorious day at Mt. Evans (a "fourteener"- over 14,000' - west of Denver). It was a glorious day to be on top of the world! The temperature was perfect, the sun was shining, the flowers were beautiful, the animals were MORE than cooperative, and neither one of us fell off the mountain! (Always a good thing!) The rest of these pages are "a few" of the photos from that day. Enjoy! (Hard to whittle them down!) Remember to enlarge the page % up at the top to see the photographs larger!

And, As Always..... If you are enjoying this newsletter, I encourage you to share it with anyone and everyone, private and corporate, alike! I am trying to build a bigger audience for my work, and can only succeed with the help of friends like you! If others would like to continue to receive it, have them send me a quick e-mail!

America's Parks II

<http://www.davidjwagnerllc.com/competitions.html>

The Wildlife Experience Museum, Parker, Colorado

<http://www.thewildlifeexperience.org>

Arizona Sonora Desert Museum, Tucson, Arizona

<http://www.desertmuseum.org/>

Chase Studio, a division of the Ozark Museum of Natural History

<http://www.chasestudio.com/>



Pine Grosbeak,
female

Young Yellow-bellied
Marmot

Curious Coyote




Top of the World.... Pika and Raven




Brown-capped Rosy Finch—
mother with fledgling baby
too inexperienced to be
afraid!



Coyote



Views from the Top



Who, Me?? Young Yellow-bellied Marmot

Pika



Cont. on P 6

August 2014

Eva Stanley AFC Eva's Drawn to Nature Studio Branson, Missouri/ Loveland, Colorado (970) 590-5465
E-mail: DrawnToNature@gmail.com • Website: www.EvasWildlifeArt.com Blog: EvasWildlifeArt.WordPress.com

Alpine and Sub-Alpine Flowers - Mt. Evans, Colorado tundra—7/25/14

[Enlarge this Page!](#)





The correct terms for Mountain Goats are; "billy" for males, "nanny" for females, and "Kids" for babies. These "nannies" are in the process of shedding their winter coats., some were much farther along than others. Better hurry up, as it was already July 25th when these photos were taken, and winter comes early at the top of 14,000'!


It was quite interesting to see the goats at this in-between stage, as the new fur was like a really short crewcut! When totally shed out, looked like a chilly night would be downright uncomfortable!






Enjoying The View!



Now, for total cuteness.... →





Surveying their Kingdom →



Professional Art Organizations:

Society of Animal Artists—Associate Member

Website: <http://www.societyofanimalartists.com>

National Sculpture Society—Associate Member

Website: <http://www.nationalsculpture.org>

Artists For Conservation Foundation—Signature Member

Website: <http://www.natureartists.com>

American Women Artists—Former Signature Member

If you are interested in seeing all of my work, both 3-D and 2-D, go to the home page of:

<http://www.natureartists.com>

1) On the left side of the page, you will see a box for "Artist Quick Jump" 2) Click for the drop-down box and scroll down, and select "Stanley, E", and "Go" This will take you to my site page.

3) Click on "Artwork", and it will show you my three categories of work.

4) Click on "View Artwork", and click on any piece that you would like to enlarge and/or see information about!

Sounds complicated. but it really isn't!

Now at a Blog near you! (This, and SO much more!)

Go to: EvasWildlifeArt.WordPress.com

All images, art, and text © Eva Stanley 2014. I encourage you to forward this e-mail, as long as it includes this copyright notice. Please contact Eva Stanley if you would like to reproduce this newsletter in any form.

*Until Next Time ~ Happy Trails!
~ Eva ~*

To subscribe / unsubscribe to these newsletters, please reply to this email with "Subscribe" or "Unsubscribe" in the subject line.