



May 2013

Dedicated with love to my mother,
Patricia Anne Hinman 1935-2012

Eva's 'Drawn to Nature' News

Eva Stanley AFC, AWA Eva's Drawn to Nature Studio Loveland, Colorado (970) 590-5465
E-mail: DrawnToNature@gmail.com • Website: www.EvasWildlifeArt.com Blog: EvasWildlifeArt.WordPress.com

Hello, and welcome to another issue from *Eva's Drawn To Nature Studio* !



Relocation (more than once!):

Oh my, where to even begin this tale.

Well, everyone, it is spring here in the Rockies, which means snow storms and summer-like days.! And I am determined that this year will be the year that I keep up with my newsletters, plus the addition of a new blog! (More on that later.)

I started to write this newsletter in my usual form, detailing much about how I have come to be back in Colorado, and putting in lots of scenery and wildlife photos. But lately, I have been researching "blogs" and "newsletters", looking for ways to be more interactive with my readers. It seems the prevailing advice regarding the differences between these two forms of communication is that a newsletter should be strictly about the art – new pieces, shows and exhibitions, what is in progress, etc.

Whereas, a "blog" is supposed to be for everything else – a more personal and more frequent look into what is currently going on in the studio, the inspiration behind the work, the process to produce the work, and for me, the reference wildlife photography that makes my work and accuracy possible.

Some of you may have your own blogs, but I have never been "a blogger". (Or, I was, but in a different format??) But hey, I can try something new! And never fear, the blog will still be filled with all the wildlife photography you have come to love and expect from me, plus details about how my work is actually created, info about places to travel, and even my own new online magazine, "*One Woman's Wanderings*"!

For those who don't know, a blog can be short snippets (posts) of interest, or in-depth looks at certain issues, topics, or longer items of interest. It allows the reader to go back and read previous postings, and will have a list of contents for different topics. Hopefully, it will even allow you to make comments or ask questions about things you are interested in knowing. Basically, I envision that it will be what I have previously crammed into the newsletter, but in a more expanded and better organized form, but also allow interaction between us!

Several pages are already up on the blog now, so please it check out at EvasWildlifeArt.WordPress.com, and after exploring all it has to offer, please give me your feedback. Let me know how often you would like to see new posts, plus thoughts for future topics you would like to know about, or questions you may have, as well as suggestions for making it better. After all, I'm writing this for your enjoyment!

In this issue:

	Page
Blog News	1
Recent Works	2,3
New Sculptures	3,4,5
Shows and Exhibitions	5
Links	6
Wildlife Photos	6



"The Hatchling" - American Alligator baby, Ltd Ed. 45



"The Last Tango" - Mexican Red-Knee Tarantula and Cockroach, Ltd Ed. 15

Recent Pieces



Wing Armature



Body Armature



Sculpted Legs and Feet, created with Apoxy Sculpt



Upper Crane, mid-point in sculpture process



Waxes ready for foundry

Beginning of mold making process

2012 was a very busy year for Drawn To Nature Studio. In mid-2011, I talked a sculpting friend into submitting a joint proposal for a monument for the future Visitor Center for the Goose Pond Fish and Wildlife Area in Indiana. After several months of the process, our design was selected from a nationwide search! It was a tight deadline to finish, as Goose Pond wanted to tie the monument's unveiling ceremony with their annual "Marsh Madness" weekend festival in early March. So, 2011 closed at a dead run to finish the sculpting of two Sandhill Cranes in flight (my largest sculpture at that time). My partner in this escapade, New Mexico bronze and Indiana Limestone artist, Sharon Fullingim, doggedly worked away on a large standing double-sided bas relief sculpture that would serve as the base for the cranes. Sharon and I spent much of the 2011 Christmas/ New Year's season quickly making molds of the cranes (my first foray into that end of sculpture), pouring the wax into the new molds, and wax chasing all parts. We wrapped up just in the nick of time for them to be transported to my Berthoud, CO foundry (Madd Castings) by Sharon and her husband, John, while on their way home from a family Christmas in Indiana.



Since I was still in Indiana, the foundry finished pouring the metal and transported the pieces south to Sante Fe, where Sharon picked it all up and began the metal chasing, welding, and patina process for the cranes. At the end of February, Sharon drove to Indiana, trailering the finished 6' tall limestone base and birds, carefully wrapped and padded to prevent any mishaps. The first time I actually got to see the cranes in metal, was during the actual monument installation, when the packing was finally removed! Nervous as I was, they looked great! Sharon did a wonderful job finishing them, AND we made our deadline and thoroughly enjoyed the unveiling ceremony with friends, family (both local and from across the country), state-wide Fish and Wildlife personnel, and a crowd of people from around the state who love and support Goose Pond! It was an amazing process, and we were pleased to have been a part of something so important to conservation.



Recent Pieces cont.

Three weeks after the unveiling ceremonies for "The Winds of Change", my mother died quite suddenly, and life quickly got more than a little crazy for a while. I already had tickets for a scheduled trip to Colorado to visit with old friends, so I used that part of that time to talk to acquaintances about job prospects, and try to begin the healing process. Without my Mom to anchor me there in Indiana, it seemed time to make changes again. Within a few weeks after returning to Indiana, I was offered a job "chasing metal" with my Loveland, Colorado metal chaser, Nancy Palm. I had always had an interest in learning this part of the sculpture process, and it now seemed time to reverse direction and return to Colorado. (There will be more about this in my blog.)

Besides the move back to Colorado (done in 2 trips), I plunged back into working on another sculpture commission (my 4th) for the Na 'Āina Kai Botanical Gardens in Hawaii. This one was a life size Gila Monster on a piece of cholla cactus skeleton, titled "Beaded Lace". (Thanks to the Gardens' gracious flexibility, their project had taken a back seat to the Fish and Wildlife monument, due to the scheduled date for Goose Pond's unveiling ceremony). And somehow, between the double move, new job, housing shifts, a photography camping trip to the San Juan mountains of southwestern Colorado, etc, the gila monster was finished, and I was able to apply my new mold making and metal chasing skills to complete it!



Working on Gila Monster proportions and positioning



© Eva Stanley

"Beaded Lace" - Gila Monster on Cholla Cactus skeleton, Ltd Ed. 15

I am now able to do all the steps of creating a bronze work except the pouring of the molten bronze (and believe me, that part I am more than happy to let the foundry take on!!), welding, and acid patinas. Naturally, this gives me a lot more control over the finished pieces!




© Eva Stanley

New and Upcoming Sculptures

As the gila monster project wrapped up, Na 'Āina Kai Botanical Gardens and I agreed upon a new project. This, consisting of the 2 life size roadrunners, with a lizard for prey, perched atop a stand of prickly pear cactus! This has proven to be quite an undertaking! There are 14 prickly pear "branches" to this piece, and in the end, will probably weigh 250 - 300 lbs! Far and away the heaviest project I have worked on.

The piece is entitled, "Eyes On The Prize" - Greater Roadrunner and Collared Lizard on Prickly Pear Ltd Ed 15



Cactus Flowers, Buds, and Fruits ready for mold making

New and Upcoming Sculptures cont.

And again, I have done all of the steps so far - armature (the sculpture's skeleton), the sculpting, mold making, wax pouring, and wax chasing! Though I will admit that personally taking on all of these process steps does make the project feel like it goes on forever, but there is light at the end of the tunnel! So far, there are 5 cactus branches, plus the base, already in metal. I finished the molds for all of the other 9 cactus branches, poured and chased the waxes, and they will soon return in metal from the foundry. I am currently working on the finishing details of the two roadrunners, and the lizard is now about ½ done. So things are progressing along! Next will come the metal chasing and welding of the metal (plus molds, waxes and chasing for the birds and lizard), and when the birds return from the foundry and are attached, I will then create an acrylic patina for the project. (Due to the salt and volcanic sulfur environment of Hawaii, and the coloration requested, it was determined that an acrylic patina will hold up best for their conditions.)



Prickly Pear Cactus
Armature



Cactus "branch" finished and
ready for mold making




That's going to be a lot of molds!!



1st Raw Metal back from the foundry — Hooray!
Flowers and fruits look great!



Roadrunners, waiting for detail work



Armature for the Lizard

It's getting there!



New and Upcoming Sculptures cont.

I am beginning a new series of bird sculptures (song birds to start with), built around the four seasons of the year. The first, "*Heralding Spring*", will begin with 2 sculptures – a Carolina Wren, and a Baltimore Oriole. These two new works will premiere August 9th–11th, at Loveland's "*Sculpture in the Park*" show.

(Naturally, I have several others in mind as well, but I will have to see how the time allots around other commitments!)

2012/2013 Shows and Exhibitions

The 2nd piece created in the gila monster edition was selected to participate in the Artists For Conservation Foundation's annual show, *International Exhibit of Nature in Art*, which was held this time in Vancouver, British Columbia. (That was an interesting adventure into "brokerage/ clearance fees" for international work crossing the border!)

The 3rd piece created in the Gila Monster edition, along with my Tarantula/ Cockroach piece, titled "The Last Tango", were displayed at the wonderful Sonora Desert Museum in Tucson, Arizona for the American Women Artists' *Signature and Master Signature Members Show*.

My Eastern Screech Owl piece, "Whispers in the Dark" went to the regular annual *American Women Artists'* show, held this year at the K. Newby Gallery in Tubac, Arizona.

So, as you can see, my bronze has been traveling to some far flung places!

Upcoming 2013 Shows and Exhibitions

As far as upcoming shows for 2013, "the jury is still out" for several shows. But at this point, I know that I will be participating in the following:

1) Loveland's "*Sculpture in the Park*" show, at Benson Sculpture Garden, August 9th–11th, 2013. This will be the first year for me at this show (though I have done the sister-show, the Loveland Sculpture Invitational, twice before). These two shows take place simultaneously, across the street from each other. Together, they are billed as "the largest sculpture show in the country", and sculptors come from around the world to participate. But they are, in reality, two separate shows, with the Invitational hosting 200+ sculptors, and Sculpture in the Park hosting 170 sculptors.

** (A word of caution for anyone considering visiting either Rocky Mountain National Park (Loveland is the main gateway town to access the Park), and/or attending one or both of these sculpture shows, August 9th-11th, you should be aware of the following: Available motel accommodations in Loveland [and other neighboring towns] during the show weekend of August 9th through 11th will be totally booked before summer arrives. If anyone needs information about local accommodations, please contact me, and I will be happy to e-mail you a list of what motels and B&B's are in the area. If anyone would like to attend the *Sculpture in the Park* Patron Party on the evening of August 9th, please let me know as I may have some tickets available for the opening festivities.)

A brand new wildlife art organization, the "*Rocky Mountain Animal Artists Group*" has been formed by members of the *Society of Animal Artists* who reside within the seven Rocky Mountain states. The Group's first annual show, *The Wildlife Experience in Art*, featuring the wildlife work created by these artists, is to be held Sept 28th, 2013 through Jan 5th, 2014. The show will be hosted by The Wildlife Experience Museum, which is located just south of Denver in Parker, Colorado. Having participated in previous shows at The Wildlife Experience, I can tell you that they have a beautiful 1st class facility within the Museum, and put on spectacular art shows. I hope as many of you as possible will put the dates on your calendar, and plan to attend our premier show!

The jurying for several other shows is currently taking place. If you are interested in seeing some of my recent work at one of these shows, please check back with me personally, or follow Drawn To Nature Studio's new blog at EvasWildlifeArt.WordPress.com for further updates.

If you have enjoyed this newsletter, I encourage you to share it with anyone and everyone, private and corporate, alike! I am trying to build a bigger audience for my work, and can only succeed with the help of friends like you!

Professional Art Organizations:

Society of Animal Artists—Associate Member

Website: <http://www.societyofanimalartists.com>

Artists For Conservation Foundation—Signature Member

Website: <http://www.natureartists.com>

American Women Artists—Signature Member

Website: <http://www.americanwomenartists.org>

National Sculpture Society—Associate Member

Website: <http://www.nationalsculpture.org>

If you are interested in seeing all of my work, both 3-D and 2-D, go to the home page of:

<http://www.natureartists.com>

- 1) On the left side of the page, you will see a box for "Artist Quick Jump" 2) Click for the drop-down box and scroll down, and select "Stanley, E", and "Go" This will take you to my site page.
- 3) Click on "Artwork", and it will show you my three categories of work.
- 4) Click on "View Artwork", and click on any piece that you would like to enlarge and/or see information about!

Sounds complicated, but it really isn't!

Na 'Āina Kai Botanical Gardens, Kauai, Hawaii

<http://www.naainakai.org>

Sculpture in the Park, Loveland, Colorado

<http://www.sculptureinthepark.org>

Loveland Sculpture Invitational, Loveland, Colorado

<http://www.lovelandsculptureinvitational.org>

Goose Pond Fish and Wildlife Area, Linton, Indiana

<http://www.in.gov/dnr/fishwild/3094>

Sonora Desert Museum, Tucson, Arizona

<http://www.desertmuseum.org>

The Wildlife Experience Museum, Parker, Colorado

<http://www.thewildlifeexperience.org>

Coming soon to a Blog near you! (This, and SO much more!)

EvasWildlifeArt.WordPress.com



All images, art, and text © Eva Stanley 2013. I encourage you to forward this e-mail as long as it includes this copyright notice. Please contact Eva Stanley if you would like to reproduce this newsletter in any form.

**Professional sculpture photography by Jafe Parsons, Loveland, Colorado

To subscribe / unsubscribe to these newsletters, please reply to this email with "Subscribe" or "Unsubscribe" in the subject line.